



# IRONHEAD

## PASSENGER & LIGHT TRUCK TIRES 2025



[IRONHEADTIREUSA.COM](https://ironheadtireusa.com)



An aerial photograph of a serene landscape. On the left, a large body of water with a deep blue-green hue reflects the sky. To the right of the water, a dense line of green trees separates the lake from a two-lane asphalt road. The road curves gently through the forest. Two cars are visible on the road: a dark-colored car further up and a light-colored car closer to the bottom right. The overall scene is peaceful and natural.

**IRONHEAD**





## Table of Contents:

- 4 REFLEX AS IH01 / All-Season Touring
- 6 VENGEANCE UHP HPD01 / UHP All-Season
- 8 REFLEX AW1 / All-Weather Tire
- 10 REFLEX SUV UVD01 / SUV + CUV
- 12 THRASHER HT HTD01 / Highway Light Truck
- 14 THRASHER AT IH03 / All Terrain
- 16 THRASHER RT RTD01 / Rugged Terrain
- 18 THRASHER LMD / Last Mile Delivery
- 20 ROAD HAZARD REPLACEMENT PROGRAM
- 22 WARRANTY

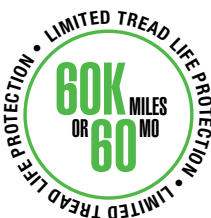




# REFLEX AS IH01

## ALL-SEASON TOURING

The Ironhead Reflex AS IH01 is an all-season touring tire designed for excellent handling and safety in all weather conditions. The Reflex AS IH01 is built with a wide tread pattern that features circumferential grooves to push water away quickly and maintain excellent traction in wet conditions. The rubber compounding delivers a quiet, comfortable ride and the performance offered in wet and dry conditions, makes the Reflex AS IH01 the perfect choice for everyday use.



60,000 Mile Limited Treadwear Warranty. See our Warranty for full details.

### CENTER RIB WITH ANGLED SIPES

Provides confident stability with enhanced traction.

### BALANCED VARIABLE PITCH SHOULDER DESIGN

Promotes quiet and comfortable ride.

### FULL SIPED INNER TREAD BLOCKS

Efficient water evacuation design promotes enhanced wet performance.



**WET PERFORMANCE**



**DRY PERFORMANCE**



**RIDE COMFORT**



**QUIETNESS**



**TREAD LIFE**



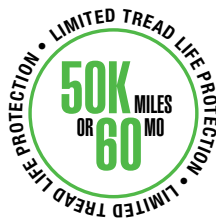
Size	LI/SR	T.D.	O.D.	S.W.	R.W.	UTQG	MAX LOAD 1X
		32/in.	in.	in.	in.		lbs@psi
175/65R14	82H	10	23	7.0	5.0	420 A A	1047@44
175/70R14	84T	10	24	7.0	5.0	420 A A	1102@44
185/65R14	86H	10	23	7.4	5.5	420 A A	1168@44
195/70R14	91T	10	25	7.9	6.0	420 A A	1356@44
185/70R14	88T	10	24	7.4	5.5	420 A A	1235@44
175/65R15	84H	10	24	7.0	5.0	420 A A	1102@44
185/55R15	82H	10	23	7.6	6.0	420 A A	1047@44
185/60R15	84H	10	24	7.4	5.5	420 A A	1102@44
185/65R15	88H	10	24	7.4	5.5	420 A A	1235@44
195/55R15	85V	10	23	7.9	6.0	420 A A	1135@44
195/60R15	88H	10	24	7.9	6.0	420 A A	1235@44
195/65R15	91H	10	25	7.9	6.0	420 A A	1356@44
205/60R15	91H	10	25	8.2	6.0	420 A A	1356@44
205/65R15	94H	10	25	8.2	6.0	420 A A	1477@44
205/70R15	96T	10	26	8.2	6.0	420 A A	1565@44
215/70R15	98T	10	27	8.7	6.5	420 A A	1653@44
195/50R16	84V	10	24	7.9	6.0	420 A A	1102@44
195/55R16	87H	10	24	7.9	6.0	420 A A	1201@44
205/50R16	87V	10	24	8.4	6.5	420 A A	1201@44
205/55R16	91V	10	25	8.4	6.5	420 A A	1356@44
205/60R16	92V	10	26	8.2	6.0	420 A A	1389@44
205/65R16	95H	10	26	8.2	6.0	420 A A	1521@44
215/55R16	97H XL	10	25	8.9	7.0	420 A A	1609@50
215/60R16	95V	10	26	8.7	6.5	420 A A	1521@44
215/65R16	98T	10	27	8.7	6.5	420 A A	1653@44
225/55R16	99H XL	10	26	9.2	7.0	420 A A	1709@50
225/60R16	98H	10	27	9.0	6.5	420 A A	1653@44
225/65R16	100T	10	27	9.0	6.5	420 A A	1764@44
235/60R16	100V	10	27	9.4	7.0	420 A A	1764@44
235/65R16	103T	10	28	9.4	7.0	420 A A	1929@44
205/50R17	93V XL	10	25	8.4	6.5	420 A A	1433@50
215/45R17	87W	10	25	8.4	7.0	420 A A	1201@44
215/50R17	95V XL	10	26	8.9	7.0	420 A A	1521@50
215/55R17	94V	10	26	8.9	7.0	420 A A	1477@44
215/60R17	96T	10	27	8.7	6.5	420 A A	1565@44
215/65R17	99T	10	28	8.7	6.5	420 A A	1709@44
225/45R17	94W XL	10	25	8.9	7.5	420 A A	1477@50
225/50R17	94V	10	26	9.2	7.0	420 A A	1477@44
225/55R17	97V	10	27	9.2	7.0	420 A A	1609@44
225/60R17	99T	10	28	9.0	6.5	420 A A	1709@44
225/65R17	102T	10	29	9.0	6.5	420 A A	1874@44
235/45R17	94H	10	25	9.3	8.0	420 A A	1477@44
235/55R17	99H	10	27	9.6	7.5	420 A A	1709@44
235/60R17	102V	10	28	9.4	7.0	420 A A	1874@44
225/40R18	92H XL	10	25	9.1	8.0	420 A A	1389@50
225/45R18	95W XL	10	26	8.9	7.5	420 A A	1521@50
225/50R18	95H	10	27	9.2	7.0	420 A A	1521@44
225/60R18	100H	10	29	9.0	6.5	420 A A	1764@44
235/45R18	94V	10	26	9.3	8.0	420 A A	1477@44
235/50R18	97H	10	27	9.6	7.5	420 A A	1609@44
235/55R18	100V	10	28	9.6	7.5	420 A A	1764@44
235/60R18	103H	10	29	9.4	7.0	420 A A	1929@44
245/45R18	100W XL	10	27	9.6	8.0	420 A A	1764@50



# VENGEANCE UHP AS HPD01

## UHP ALL-SEASON

The IRONHEAD VENGEANCE UHP AS HPD01 tire takes advantage of premium components with state-of-the-art design, delivering enhanced grip, superior handling, and minimal road noise. Enjoy a guaranteed high-performance driving experience with unmatched comfort and consistent performance, whether you're navigating daily commutes or taking on asphalt.



50,000 Mile Limited Treadwear Warranty. See our Warranty for full details.



### ENHANCED HANDLING IN ALL CONDITIONS

Asymmetrical tread design optimized for both dry and wet roads, delivers improved braking and responsive steering for superior control.

### LONG-LASTING DURABILITY

Proprietary performance compounding provides exceptional tread life, ensuring consistent performance over the life of the tire.

### SMOOTH AND QUIET RIDE

A newly designed casing improves shock absorption in the sidewall and tread, minimizing road vibrations and reducing noise.



**WET PERFORMANCE**



**DRY PERFORMANCE**



**RIDE COMFORT**



**QUIETNESS**




**TREAD LIFE**



# VENGEANCE

## UHP AS HPD01



SIZE	LI/SR	T.D.	O.D.	S.W.	R.W.	UTQG	MAX LOAD 1X
		32/in.	in.	in.	in.		lbs@psi
205/45R16	87W XL	10	23.2	8.1	7.0	600 AA	1201@50
205/50R16	87W	10	24.1	8.4	6.5	600 AA	1201@44
205/55R16	91W	10	24.8	8.4	6.5	600 AA	1356@44
215/55R16	97W XL	10	25.1	8.9	7.0	600 AA	1609@50
245/40R17	95V XL	10	24.7	9.8	8.5	600 AA	1521@50
205/45R17	88W XL	10	24.3	8.1	7.0	600 AA	1235@50
215/45R17	91W XL	10	24.5	8.4	7.0	600 AA	1356@50
225/45R17	91V	10	25.0	8.9	7.5	600 AA	1356@44
235/45R17	97W XL	10	25.4	9.3	8.0	600 AA	1609@50
245/45R17	99W XL	10	25.7	9.6	8.0	600 AA	1709@50
205/50R17	93W XL	10	25.0	8.4	6.0	600 AA	1433@50
215/50R17	91V	10	25.4	8.9	7.0	600 AA	1356@44
225/50R17	98V XL	10	25.9	9.2	7.0	600 AA	1653@50
235/50R17	100W XL	10	26.3	9.7	7.5	600 AA	1764@50
215/55R17	98W XL	10	26.1	8.9	7.0	600 AA	1653@50
225/55R17	101W XL	10	26.8	9.2	7.0	600 AA	1819@50
235/55R17	103W XL	10	27.2	9.7	7.5	600 AA	1929@50
255/35R18	90W	10	25.0	10.2	9.0	600 AA	1323@44
225/40R18	92W XL	10	24.9	9.1	8.0	600 AA	1389@50
235/40R18	95W XL	10	25.4	9.5	8.5	600 AA	1521@50
245/40R18	97W XL	10	25.7	9.8	8.5	600 AA	1609@50
215/45R18	93W XL	10	25.5	8.4	7.0	600 AA	1433@50
225/45R18	95W XL	10	25.9	8.9	7.5	600 AA	1521@50
235/45R18	98W XL	10	26.3	9.3	8.0	600 AA	1653@50
245/45R18	100W XL	10	26.7	9.6	8.0	600 AA	1764@50
225/50R18	99W XL	10	26.9	9.2	7.0	600 AA	1709@50
235/50R18	97W	10	27.3	9.7	7.5	600 AA	1609@44
225/55R18	102W XL	10	27.8	9.2	7.0	600 AA	1874@50
235/55R18	104W XL	10	28.2	9.7	7.5	600 AA	1984@50
245/55R18	107W XL	10	28.6	10.0	7.5	600 AA	2149@50
235/35R19	91W XL	10	25.5	9.5	8.5	600 AA	1356@50
245/35R19	93W XL	10	25.8	9.8	8.5	600 AA	1433@50
255/35R19	96W XL	10	26.0	10.2	9.0	600 AA	1565@50
225/40R19	93W XL	10	25.9	9.1	8.0	600 AA	1433@50
235/40R19	92W	10	26.4	9.5	8.5	600 AA	1389@44
245/40R19	98W XL	10	26.7	9.8	8.5	600 AA	1653@50
255/40R19	100W XL	10	27.1	10.2	9.0	600 AA	1764@50
275/40R19	101W	10	27.7	10.9	9.0	600 AA	1819@44
225/45R19	92W	10	27.0	8.9	7.5	600 AA	1389@44
245/45R19	102W XL	10	27.7	9.6	8.0	600 AA	1874@50
255/45R19	104W XL	10	28.1	10.0	8.0	600 AA	1984@50
235/50R19	103W XL	10	28.3	9.7	7.5	600 AA	1929@50
245/50R19	101W	10	28.7	10.0	7.5	600 AA	1819@44
225/55R19	103W XL	10	28.8	9.2	7.0	600 AA	1929@50
235/55R19	105W XL	10	29.2	9.7	7.5	600 AA	2039@50
245/35R20	95W XL	10	26.8	9.8	8.0	600 AA	1521@50
275/35R20	102Y XL	10	27.6	10.9	9.0	600 AA	1874@50
245/40R20	99Y XL	10	27.7	9.8	8.5	600 AA	1709@50
255/40R20	101Y XL	10	28.0	10.2	9.0	600 AA	1819@50
275/40R20	106Y XL	10	28.7	10.9	9.5	600 AA	2094@50
245/45R20	103Y XL	10	28.7	9.6	8.0	600 AA	1929@50
255/45R20	105Y XL	10	29.1	10.0	8.5	600 AA	2039@50
245/50R20	105W XL	10	29.7	10.0	7.5	600 AA	2039@50
235/55R20	102W	10	30.2	9.7	7.5	600 AA	1874@44



# REFLEX AW1

## ALL-WEATHER TIRE

The Ironhead Reflex AW1 is a great all-in-one solution for regions with changing seasons and occasional snow. When temperatures drop, the Reflex AW1 maintains strong grip and reliable stopping power thanks to its Three-Peak Mountain Snowflake (3PMSF) certification. Engineered for excellent mileage and a smooth, comfortable ride year-round. Today's modern all-weather technology makes the Reflex AW1 a dependable choice for a wide range of vehicles to confidently tackle the elements in any season. Grip the Road. Conquer the Seasons. REFLEX AW1.



60,000 Mile Limited Treadwear Warranty. See our Warranty for full details.



### ADVANCED ALL-WEATHER GRIP

All-weather technology include modern rubber compounds that deliver responsive handling in warm, wet conditions and remain flexible when the temperature drops ensuring reliable traction when winter weather hits. 3PMSF certified.

### PERFORMANCE

Cornering, highway stability, and water evacuation are enhanced via the three zones of the asymmetric tread design.

### CONVENIENCE

No seasonal tire changes and no extra storage space required.



**WET PERFORMANCE**



**DRY PERFORMANCE**



**RIDE COMFORT**



**QUIETNESS**



**TREAD LIFE**





# REFLEX

## AW1



SIZE	LI/SR	T.D.	O.D.	S.W.	R.W.	UTQG	MAX LOAD 1X
		32/in.	in.	in.	in.		lbs@psi
185/65R15	88H	11	24.4	7.4	5.5	500 AA	1235@44
195/65R15	91H	11	25.0	7.9	6.0	500 AA	1356@44
205/55R16	91V	11	24.9	8.4	6.5	500 AA	1356@44
205/60R16	96V XL	11	25.7	8.2	6.0	500 AA	1565@50
205/65R16	95H	11	26.5	8.2	6.0	500 AA	1521@44
215/55R16	93V	11	25.3	8.9	7.0	500 AA	1433@44
215/60R16	99H XL	11	26.1	8.7	6.5	500 AA	1709@50
215/65R16	102H XL	11	27.0	8.7	6.5	500 AA	1874@50
235/70R16	106H	11	29.0	9.4	7.0	500 AA	2094@44
205/50R17	93V XL	11	25.1	8.4	6.5	500 AA	1433@50
215/45R17	91W XL	11	24.6	8.4	7.0	500 AA	1356@50
215/50R17	95W XL	11	25.5	8.9	7.0	500 AA	1521@50
215/55R17	98V XL	11	26.3	8.9	7.0	500 AA	1653@50
215/60R17	100H XL	11	27.2	8.7	6.5	500 AA	1764@50
215/65R17	103H XL	11	28.0	8.7	6.5	500 AA	1929@50
225/45R17	94V XL	11	25.0	8.9	7.5	500 AA	1477@50
225/50R17	98V XL	11	25.9	9.2	7.0	500 AA	1653@50
225/55R17	101V XL	11	26.8	9.2	7.0	500 AA	1819@50
225/60R17	103H XL	11	27.6	9.0	6.5	500 AA	1929@50
225/65R17	102H	11	28.5	9.0	6.5	500 AA	1874@44
235/55R17	103V XL	11	27.2	9.6	7.5	500 AA	1929@50
235/65R17	108H XL	11	29.1	9.4	7.0	500 AA	2205@50
225/40R18	92V XL	11	25.1	9.1	8.0	500 AA	1389@50
225/45R18	95V XL	11	25.9	8.9	7.5	500 AA	1521@50
225/50R18	99V XL	11	26.9	9.2	7.0	500 AA	1709@50
225/55R18	102V XL	11	27.8	9.2	7.0	500 AA	1874@50
225/60R18	104H XL	11	28.6	9.0	6.5	500 AA	1984@50
235/40R18	95V XL	11	25.4	9.5	8.5	500 AA	1521@50
235/45R18	98W XL	11	26.3	9.3	8.0	500 AA	1653@50
235/50R18	101V XL	11	27.3	9.6	7.5	500 AA	1819@50
235/55R18	104V XL	11	28.1	9.6	7.5	500 AA	1984@50
235/60R18	107H XL	11	29.1	9.4	7.0	500 AA	2149@50
235/65R18	110H XL	11	30.0	9.4	7.0	500 AA	2337@50
245/40R18	97W XL	11	25.7	9.8	8.5	500 AA	1609@50
245/60R18	109H XL	11	29.6	9.8	7.0	500 AA	2271@50
225/55R19	103V XL	11	28.8	9.2	7.0	500 AA	1929@50
235/40R19	96V XL	11	26.4	9.5	8.5	500 AA	1565@50
235/50R19	103W XL	11	28.3	9.6	7.5	500 AA	1929@50
235/55R19	105V XL	11	29.2	9.6	7.5	500 AA	2039@50
245/45R19	102V XL	11	27.7	9.6	8.0	500 AA	1874@50
255/35R19	96V XL	11	26.0	10.2	9.0	500 AA	1565@50
255/40R19	100V XL	11	27.0	10.2	9.0	500 AA	1764@50
235/55R20	105V XL	11	30.2	9.6	7.5	500 AA	2039@50
245/45R20	103V XL	11	28.7	9.6	8.0	500 AA	1929@50
245/50R20	105V XL	11	29.7	10.0	7.5	500 AA	2039@50
255/45R20	105V XL	11	29.1	10.0	8.5	500 AA	2039@50
265/50R20	111V XL	11	30.5	10.9	8.5	500 AA	2403@50
235/65R16C	121/119R LR E	13	28.0	9.4	7.0		3197@83



# REFLEX SUV UVD01

## SUV + CUV

SUVs and CUVs are among the most popular vehicles on the road today. They are excellent all-purpose vehicles with a variety of performance options. The Ironhead Reflex SUV UVD01 was developed specifically with those needs in mind. The Reflex SUV was engineered to handle heavier loads, provide improved performance and traction. All in a modern, stylish tire.



60,000 Mile Limited Treadwear Warranty. See our Warranty for full details.



## HANDLING

Reinforced nylon cap, along with a high bead design offers increased handling performance at highway speeds and excellent cornering stability.

## COMFORT

Optimized tire profile effectively reduces the impact of bumps from the road. Highly elastic and soft cushion layers reduce road vibration while promoting premium ride comfort.

## TREAD WEAR

Wide tread surface creates even ground pressure distribution promoting regular wear patterns and longer tread life.



**WET PERFORMANCE**



**DRY PERFORMANCE**



**RIDE COMFORT**



**QUIETNESS**



**TREAD LIFE**





# REFLEX

## SUV UVD01



SIZE	LI/SR	T.D.	O.D.	S.W.	R.W.	UTQG	MAX LOAD 1X
		32/in.	in.	in.	in.		lbs@psi
215/65R16	98H	10	27.0	8.7	6.5	700 AA	1653@44
215/70R16	100H	10	27.9	8.7	6.5	700 AA	1764@44
225/70R16	103T	10	28.4	8.98	6.5	700 AA	1929@44
235/60R16	100H	10	27.1	9.4	7.0	700 AA	1764@44
245/70R16	107T	10	29.5	9.8	7.0	700 AA	2149@44
255/70R16	111H	10	30.1	10.2	7.5	700 AA	2403@44
265/70R16	112H	10	30.6	10.7	8.0	700 AA	2469@44
215/60R17	96H	10	27.2	8.7	6.5	700 AA	1565@44
225/60R17	99H	10	27.6	9.0	6.5	700 AA	1708@44
225/65R17	102H	10	28.5	9.0	6.5	700 AA	1873@44
235/55R17	99V	10	27.2	9.6	7.5	700 AA	1708@44
235/60R17	102H	10	28.1	9.4	7.0	700 AA	1873@44
235/65R17	104H	10	29.1	9.4	7.0	700 AA	1984@44
245/65R17	107H	10	29.5	9.8	7.0	700 AA	2149@44
255/60R17	106H	10	29.1	10.2	7.5	700 AA	2094@44
265/65R17	112H	10	30.6	10.7	8.0	700 AA	2469@44
225/55R18	98V	10	27.8	9.2	7.0	700 AA	1653@44
225/60R18	100H	10	28.6	9.0	6.5	700 AA	1763@44
235/55R18	100V	10	28.1	9.6	7.5	700 AA	1763@44
235/60R18	107V XL	10	29.1	9.4	7.0	700 AA	2149@50
235/65R18	106H	10	30.0	9.4	7.0	700 AA	2094@44
245/60R18	105H	10	29.6	9.8	7.0	700 AA	2039@44
255/55R18	109V XL	10	29.0	10.4	8.0	700 AA	2270@50
255/65R18	111T	10	31.1	10.2	7.5	700 AA	2403@44
265/60R18	110H	10	30.5	10.7	8.0	700 AA	2336@44
225/55R19	99V	10	28.8	9.2	7.0	700 AA	1708@44
235/50R19	103V XL	10	28.3	9.6	7.5	700 AA	1929@50
235/55R19	105V XL	10	29.2	9.6	7.5	700 AA	2039@50
245/55R19	103V	10	29.6	10.0	7.5	700 AA	1929@44
255/50R19	107V XL	10	29.1	10.4	8.0	700 AA	2149 @50
255/55R19	111V XL	10	30.0	10.4	8.0	700 AA	2403@50
265/50R19	110V XL	10	29.5	10.9	8.5	700 AA	2337@50
235/55R20	105V XL	10	30.2	9.6	7.5	700 AA	2039@50
245/50R20	102V	10	29.7	10.0	7.5	700 AA	1874@44
255/55R20	110V XL	10	31.0	10.4	8.0	700 AA	2337@50
265/50R20	107H	10	30.5	10.9	8.5	700 AA	2149@44
275/40R20	106W XL	10	28.7	10.9	9.5	700 AA	2094@50
265/40R21	105W XL	10	29.3	10.7	9.5	700 AA	2039@50
275/40R21	107W XL	10	29.6	10.9	9.5	700 AA	2149@50
275/45R21	110W XL	10	30.7	10.7	9.0	700 AA	2337@50
285/40R21	109W XL	10	30.0	11.4	10.0	700 AA	2271@50
295/35R21	107W XL	10	29.1	11.9	10.5	700 AA	2149@50
315/40R21	115W XL	10	30.9	12.6	11.0	700 AA	2679@50



# THRASHER H/T HTD01

## HIGHWAY LIGHT TRUCK

The Thrasher H/T is for those who prefer to have their vehicle operate with a quiet, comfortable ride on their daily commute or loaded up for work and play. The Thrasher H/T features generous-sized tread blocks for traction, and a staggered tread pattern with reduced voids to dampen road noise. Durable, comfortable, and consistent performance are all trusted attributes of the Ironhead Thrasher H/T.



50,000 Mile Limited Treadwear Warranty: LT-metric sizes  
60,000 Mile Limited Treadwear Warranty: P-metric sizes



### TRUSTED PERFORMANCE

The wide tread surface is designed with multiple siping for consistent wet and dry traction, predictive handling and better braking performance.

### DURABILITY

Advanced mixing technology used to engineer proprietary rubber compounds allow fillers to be dispersed evenly to avoid irregular wear and enhance durability.

### COMFORT

Shoulder design incorporates tie-bar design increasing handling stability, and reducing road noise.



**WET PERFORMANCE**



**DRY PERFORMANCE**



**RIDE COMFORT**



**QUIETNESS**



**TREAD LIFE**





# THRASHER

## H/T HTD01



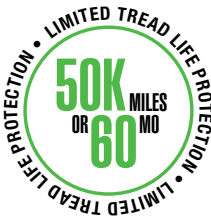
SIZE	PR	LI/SR	T.D.	O.D.	S.W.	R.W.	UTQG	MAX LOAD 1X	MAX LOAD 2X
			32/in.	in.	in.	in.		lbs@psi	lbs@psi
235/75R15		105T	11	29.0	9.4	7.0	700 A A	2039@44	
235/70R16		106T	11	28.9	9.3	6.5	700 A A	2094@44	
245/75R16		111T	11	30.9	9.3	6.5	700 A A	2403@44	
265/75R16		116T	11	30.6	9.8	7.0	700 A A	2756@44	
235/75R17		109T	11	30.5	9.8	7.0	700 A A	2271@44	
245/70R17		110T	11	32.1	10.2	7.5	700 A A	2337@44	
265/70R17		115T	11	31.5	10.7	8.0	700 A A	2679@44	
255/70R18		113T	11	31.7	10.7	8.0	700 A A	2535@44	
265/65R18		114T	11	31.7	10.5	7.5	700 A A	2601@44	
275/65R18		116T	11	31.9	11.2	8.5	700 A A	2756@44	
275/55R20	XL	117T	11	33.0	11.0	8.0	700 A A	2833@50	
275/60R20		115T	11	32.1	11.0	8.0	700 A A	2679@44	
31X10.50R15LT	6PR	109R	14	30.5	10.6	8.5		2270@50	
LT215/85R16	10PR	115/112R	14	30.4	8.5	6.0		2680@80	2470@80
LT225/75R16	10PR	115/112R	14	29.3	8.8	6.0		2680@80	2470@80
LT235/85R16	10PR	120/116R	14	31.8	9.3	6.5		3042@80	2778@80
LT245/75R16	10PR	120/116R	14	31.7	9.3	6.5		3042@80	2778@80
LT265/75R16	10PR	123/120R	14	30.6	9.8	7.0		3415@80	3085@80
LT235/80R17	10PR	120/117R	14	30.5	9.8	7.0		3085@80	2835@80
LT245/70R17	10PR	119/116S	14	31.5	9.8	7.0		3000@80	2755@80
LT245/75R17	10PR	121/118S	14	31.7	10.7	8.0		3195@80	2910@80
LT265/70R17	10PR	123/120S	14	32.6	10.7	8.0		3415@80	3085@80
LT265/70R18	10PR	124/121S	14	31.7	10.5	7.5		3525@80	3195@80
LT275/65R18	10PR	123/120S	14	32.1	11.0	8.0		3415@80	3085@80
LT275/70R18	10PR	125/122S	14	34.1	11.0	8.0		3640@80	3305@80
LT275/65R20	10PR	126/123S	14	33.2	11.0	8.0		3750@80	3415@80



# THRASHER A/T IH03

## ALL-TERRAIN

The Ironhead Thrasher A/T IH03 is an excellent all-terrain (A/T) tire for light truck, SUV, and crossover drivers. The innovative tread pattern and aggressive sidewall means it can handle your daily commute or weekend off road adventure. The Thrasher A/T IH03 is built to last and designed with comfort in mind so whether you're out for a cruise or an adventure junky heading off-road, these tires provide a smooth and quiet ride. The wide shoulders provide excellent traction in wet conditions and the rim protector adds an extra level of protection for your wheels.



50,000 Mile Limited Treadwear Warranty. See our Warranty for full details.



### SEVERE WINTER SERVICE

3PMSF certification denotes a true winter tire, meets severe snow service requirements of RMA/RAC standards.

### MULTI- ANGLE LUG DESIGN

Optimizes traction while offering good road manners at the same time.

### STAGGERED SCALLOPED SHOULDER LUGS

Provides maximum traction in off road and loose terrain environments

### STEPPED LUGS AND STONE EJECTORS

Promotes self-cleaning and extra protection whatever road or path is taken.



**WET PERFORMANCE**



**DRY PERFORMANCE**



**RIDE COMFORT**



**QUIETNESS**



**TREAD LIFE**





# THRASHER

## A/T IH03




SIZE	PR	LI/SR	T.D.	O.D.	S.W.	R.W.	UTQG	MAX LOAD 1X	MAX LOAD 2X
			32/in.	in.	in.	in.		lbs@psi	lbs@psi
235/75R15		15	105T	11	29.0	9.4	7.0	700 A A	2039@44
235/70R16		16	106T	11	28.9	9.3	6.5	700 A A	2094@44
245/75R16		16	111T	11	30.9	9.3	6.5	700 A A	2403@44
265/75R16		16	116T	11	30.6	9.8	7.0	700 A A	2756@44
225/60R17		17	99T	13	27.6	9.0	6.5		1709@44
225/65R17	XL	17	106T	13	28.5	9.0	6.5		2094@50
235/75R17		17	109T	11	30.5	9.8	7.0	700 A A	2271@44
245/70R17		17	110T	11	32.1	10.2	7.5	700 A A	2337@44
265/70R17		17	115T	11	31.5	10.7	8.0	700 A A	2679@44
235/60R18	XL	18	107T	13	29.1	9.4	7.0		2149@50
255/70R18		18	113T	11	31.7	10.7	8.0	700 A A	2535@44
265/65R18		18	114T	11	31.7	10.5	7.5	700 A A	2601@44
275/65R18		18	116T	11	31.9	11.2	8.5	700 A A	2756@44
275/55R20	XL	20	117T	11	33.0	11.0	8.0	700 A A	2833@50
275/60R20		20	115T	11	32.1	11.0	8.0	700 A A	2679@44
275/50R22	XL	22	115T	13	32.8	11.2	8.5		2679@50
285/45R22	XL	22	114H	13	32.1	11.2	9.5		2601@50
31x10.50R15LT	6PR	F15	109R	14	30.5	10.6	8.5		2270@50
33x12.50R20LT	10PR	F20	114S	16	32.5	12.5	10.0		2600@65
35x12.50R20LT	10PR	F20	121R	16	34.5	12.5	10.0		3195@65
LT215/85R16	10PR	LT16	115/112R	14	30.4	8.5	6.0		2680@80
LT225/75R16	10PR	LT16	115/112R	14	29.3	8.8	6.0		2680@80
LT235/85R16	10PR	LT16	120/116R	14	31.8	9.3	6.5		3042@80
LT245/75R16	10PR	LT16	120/116R	14	31.7	9.3	6.5		3042@80
LT265/75R16	10PR	LT16	123/120R	14	30.6	9.8	7.0		3415@80
LT235/80R17	10PR	LT17	120/117R	14	30.5	9.8	7.0		3085@80
LT245/70R17	10PR	LT17	119/116S	14	31.5	9.8	7.0		3000@80
LT245/75R17	10PR	LT17	121/118S	14	31.7	10.7	8.0		3195@80
LT265/70R17	10PR	LT17	123/120S	14	32.6	10.7	8.0		3415@80
LT315/70R17	10PR	LT17	126/123S	16	34.4	12.7	9.5		3750@65
LT265/70R18	10PR	LT18	124/121S	14	31.7	10.5	7.5		3525@80
LT275/65R18	10PR	LT18	123/120S	14	32.1	11.0	8.0		3415@80
LT275/70R18	10PR	LT18	125/122S	14	34.1	11.0	8.0		3640@80
LT275/65R20	10PR	LT20	126/123S	14	33.2	11.0	8.0		3750@80
LT305/55R20	10PR	121/118R	121/118R	16	33.2	12.4	9.5		3195@65



# THRASHER R/T RTD01

## RUGGED TERRAIN

Ironhead Thrasher R/T RTD01 is ready to tackle the pavement and further. Striking a perfect balance between off-road durability and on-road performance, making it a versatile choice for those who enjoy a combination of both worlds. Carefully designed with the same level of care and quality put into drivability is very evident in the appearance of this R/T tire. Enhancing your vehicle's overall appearance, the sidewall biters alone will definitely be a conversation starter when your vehicle is parked. The Thrasher R/T tire is specifically engineered to provide excellent traction and handling in various terrains, making it ideal for those who enjoy exploring different types of landscapes.



45,000 Mile Limited Treadwear Warranty. See our Warranty for full details.



## SEVERE WINTER SERVICE

3PMSF certification denotes a true winter tire, meets severe snow service requirements of RMA/RAC standards.

## YEAR ROUND PERFORMER

3 Peak Mountain Snowflake Certified (3PMS) for severe snow performance. LT sizes are also pinned for studs.

## FULL TREAD DEPTHS

Deep tread depth, 16/32-18/32. Aggressive sidewall biters provide desired aesthetics and functionally offer off-road durability when the terrain demands it.

## OPTIMIZED TREAD DESIGN

Optimized tread contact patch ensures vehicle stability. Strategically angled tread blocks promote ride comfort with reduced road noise. Staggered scalloped shoulder lugs with stone ejectors maximize traction as well as aid in the removal of debris in the voids.



**WET PERFORMANCE**



**DRY PERFORMANCE**



**RIDE COMFORT**



**QUIETNESS**



**TREAD LIFE**





# THRASHER

## R/T RTD01



SIZE	PR	LI/SR	T.D.	O.D.	S.W.	R.W.	UTQG	MAX LOAD 1X	MAX LOAD 2X
			32/in.	in.	in.	in.		lbs@psi	lbs@psi
265/70R17		115T	16	31.7	10.7	8.0	600 A B	2679@44	
255/70R18	XL	116T	16	32.1	10.2	7.5	600 A B	2756@50	
265/60R18	XL	114S	16	30.5	10.7	8.0	600 A B	2601@50	
265/65R18	XL	116T	16	31.5	10.7	8.0	600 A B	2756@50	
265/70R18		116S	16	32.6	10.7	8.0	600 A B	2756@44	
275/65R18	XL	116T	16	32.1	11.0	8.0	600 A B	2756@50	
265/50R20	XL	111T	16	30.5	10.9	8.5	600 A B	2403@50	
275/55R20	XL	117T	16	31.9	11.2	8.5	600 A B	2833@50	
275/60R20	XL	116T	16	33.0	11.0	8.0	600 A B	2756@50	
285/45R22	XL	114Q	16	32.1	11.2	9.5	600 A B	2601@50	
LT245/70R17	10PR	119/116Q	18	30.6	9.8	7.0		3000@80	2755@80
LT245/75R17	10PR	121/118Q	18	31.7	9.8	7.0		3195@80	2910@80
LT265/70R17	10PR	123/120Q	18	31.7	10.7	8.0		3415@80	3085@80
LT285/70R17	10PR	126/123Q	18	32.8	11.5	8.5		3750@80	3415@80
LT265/65R18	10PR	122/119Q	18	31.5	10.7	8.0		3305@80	3000@80
LT265/70R18	10PR	124/121Q	18	32.6	10.7	8.0		3525@80	3195@80
LT275/65R18	10PR	123/120Q	18	32.1	11.0	8.0		3415@80	3085@80
LT275/70R18	10PR	125/122Q	18	33.2	11.0	8.0		3640@80	3305@80
LT275/55R20	10PR	120/117Q	18	31.9	11.2	8.5		3085@80	2835@80
LT275/60R20	10PR	123/120Q	18	33.0	11.0	8.0		3415@80	3085@80
LT275/65R20	10PR	126/123Q	18	34.1	11.0	8.0		3750@80	3415@80
LT305/55R20	12PR	125/122Q	18	33.2	12.4	9.5		3640@80	3305@80
33×12.50R17LT	10PR	120Q	18	32.8	12.5	10.0		3085@65	
35×12.50R17LT	10PR	125Q	18	34.8	12.5	10.0		3640@80	
37×12.50R17LT	8PR	124Q	18	36.5	12.5	10.0		3525@80	
33×12.50R18LT	12PR	122Q	18	32.8	12.5	10.0		3305@80	
35×12.50R18LT	12PR	128Q	18	34.8	12.5	10.0		3970@80	
37×12.50R18LT	10PR	128Q	18	36.5	12.5	10.0		3968@76	
33×12.50R20LT	12PR	119Q	18	32.8	12.5	10.0		3000@80	
35×12.50R20LT	12PR	125Q	18	34.8	12.5	10.0		3640@80	
35×13.50R20LT	12PR	126Q	18	34.5	13.6	11.0		3750@80	
37×12.50R20LT	10PR	126Q	18	36.5	12.5	10.0		3750@80	
33×12.50R22LT	12PR	114Q	18	32.5	12.5	10.0		2600@80	
35×12.50R22LT	12PR	121Q	18	34.5	12.5	10.0		3195@80	
37×12.50R22LT	12PR	127Q	18	36.5	12.5	10.0		3860@80	
37×13.50R22LT	12PR	128Q	18	36.5	13.6	11.0		3970@80	



# THRASHER LMD

## LAST MILE DELIVERY

Last Mile Delivery vehicles are everywhere, with continuous deliveries to both business and residential locations. These vehicles commonly endure many stops, starts, and turns as part of their regular day. The Thrasher LMD is engineered to withstand these daily demands and ensure a durable, reliable tire. Built with a purpose, a sidewall protector was added to ensure longevity for every fleet big and small. Like the vehicles they are on, the Thrasher LMD will get the job done.



### FEATURES & BENEFITS

- Sidewall protectors to ensure longevity
- Deeper tread depth for longer life
- Wider footprint for improved stability
- Reinforced 10 ply construction increases carrying capacity over comparable LT sizes

\*Note: 225/75R16C LCC = 3197 lbs vs.  
LT225/75R16 10PR = 2680 lbs

3 Sizes make up

# 90%

of the market and grew  
+16% in 2023

Total LMD market  
continue to grow  
in the USA:

# 10%

vs 2022

\* Source: USTMA PLT Shipments – 2023 vs 2022

SIZE	PR	LI/SR	T.D.	O.D.	S.W.	R.W.	MAX LOAD 1X	MAX LOAD 2X
			32/in.	in.	in.	in.	lbs@psi	lbs@psi
195/75R16C	8PR	107/105R	13	27.48	7.70	5.5	2149@69	2039@69
225/75R16C	10PR	121/120R	13	29.29	8.78	6.0	3197@83	3086@83
235/65R16C	10PR	121/119R	13	28.03	9.45	7.0	3197@83	2998@83







## ROAD HAZARD REPLACEMENT PROGRAM

IRONHEAD Tire offers a “limited, free replacement” road hazard program which applies to all IRONHEAD passenger and light truck patterns. This program is a gesture of goodwill and not a warranty that your tire will not fail due to a road hazard. This free replacement road hazard program applies only during the first 3/32 of the original usable tread or two years from the date of purchase, whichever comes first. IRONHEAD will replace the un-repairable tire with a similar new IRONHEAD Tire. Mounting, balancing and applicable taxes are the responsibility of the consumer. Once a tire is worn beyond the first 3/32, or more than two years from date of purchase, this road hazard program is null and void. Repairable tires must always be repaired at the vehicle owner’s expense.



The Road Hazard Replacement Program applies to all tires purchased after January 1, 2025.  
(Tires purchased prior to 1/1/2025 do not qualify for this program)







# USA LIMITED WARRANTY

**All IRONHEAD Tire warranties must be submitted through the point of purchase.**

## PASSENGER & LIGHT TRUCK TIRES

This Limited Warranty / Adjustment Policy provides for tire replacement under specified conditions. This policy applies to IRONHEAD tires used in normal highway service (commercial applications excluded) displaying warrantable conditions. Tires that become unserviceable or wear out because of neglect or mistreatment are excluded from IRONHEAD warranty coverage.

THIS IS THE ONLY EXPRESSED WARRANTY MADE BY SAILUN TIRE AMERICAS NO EMPLOYEE, RETAILER, DEALER, OR REPRESENTATIVE HAS THE AUTHORITY TO MAKE ANY WARRANTY, REPRESENTATION, PROMISE OR AGREEMENT THAT IN ANY WAY VARIES THE TERMS OR CONDITIONS SET FORTH IN THIS LIMITED WARRANTY.

## WARRANTY ELIGIBILITY

This warranty applies to every IRONHEAD replacement passenger car or light truck tire bearing the IRONHEAD brand name and complete Department of Transportation serial identification number while operated in normal highway use (commercial applications excluded) in the USA. These tires are covered by this warranty for the life of the original usable tread depth (the original tread depth down to the level of tread wear indicators molded at 2/32 inch) within 60 months from the date of purchase (proof of purchases required), or if proof of purchase is not available, the coverage will be 60 months from the date of manufacture. This warranty applies only to the original tire purchaser and is not transferable to any other party. This time period does not represent the expected service life for tires covered by this warranty.

## WHAT IS NOT WARRANTED

Tires that have become unserviceable for the following reasons:

- Improper repairs or repairs that have failed. Improper repairs will void this Limited Warranty.
- Improper maintenance which can include: improper inflation or other maintenance abuses
- Improper application or operations such as speeding, improper tire size and / or specification.
- Improper mounting / dismounting procedures, tire/wheel assembly imbalance.
- Mechanical irregularities in the vehicle or wheel, such as bent wheel assemblies, misalignment, worn or faulty components.
- Weather checking/cracking or failures after four years (48 months) from the date of manufacture.
- Accident, corrosion, vandalism, fire, or damages caused by contamination by petroleum or other chemical products.
- Tires used in commercial applications such as taxis, shuttle vehicles and couriers.
- Irregular tread wear, or worn-out (beyond 2/32nds remaining tread depth) is not covered under the IRONHEAD Limited Warranty
- Road hazard injuries or damages caused by obstacles or debris, such as cuts, punctures (whether repairable or not), snags, bruises, tears, abrasions or impact breaks (whether repairable or not), damage from racing, off road use (forestry roads, gravel, rock) and misapplication of the tire to vehicle etc.

## ADDITIONAL EXCLUSIONS

- Materials added such as fillers, sealants, balancing substances, and external tire treatments. If the added material is the cause of a failure the warranty will be deemed as void.
- Tires submitted for ride disturbance complaints after 25% (2/32") tread wear.
- Tires on vehicles registered or operated outside of the USA.
- Tires not purchased in the USA through the Sailun Tire Americas distribution channel.
- Tires purchased as used.
- Tires branded by IRONHEAD to note special classification at time of purchase, such as "NA" (non-adjustable), or tires altered by notching or buffing.
- Tires used on vehicles in racing or special applications.
- Tires rendered unserviceable due to snow chains or studs.
- Flat spotting due to improper storage or caused by brake lock.

Note: All tire models, staggered vehicle fitments have half mileage for rear tires if different size than the front tires.

## WHAT IS WARRANTED

Tires that have become unserviceable for reasons other than stated above, within 48 months of the date of manufacturer or 60 months from the date of purchase (proof of purchase required) during its useable tread life, the tires will be replaced in accordance with this warranty.

## LIMITED MILEAGE WARRANTY

MODEL	DEFECTS/MATERIALS	# MONTHS	TREAD LIFE PROTECTION	MILES/MONTHS
REFLEX AS IH01	YES	60	YES	60K/60
VENGEANCE UHP HPD01	YES	60	YES	50K/60
REFLEX AW1	YES	60	YES	60K/60
REFLEX SUV UVD01	YES	60	YES	60K/60
THRASHER HT HTD01-LT Tires	YES	60	YES	50K/60
THRASHER HT HTD01-P- Metric Tires	YES	60	YES	60K/60
THRASHER AT IH03	YES	60	YES	50K/60
THRASHER RT RTD01	YES	60	YES	45K/60
THRASHER LMD	YES	60	NO	-

Select IRONHEAD tires are assigned a Limited Mileage Warranty that protects the consumer against premature tread wear. If a tire reaches the end of its "usable tread life" before the stated mileage protection, the consumer will be issued a replacement IRONHEAD tire on a prorated basis, which means the consumer will be responsible for a percentage of the replacement cost. In order to maintain limited mileage protection, all tires must be properly inflated, balanced, rotated and aligned as recommended by vehicle manufacturer. All claims must be accompanied by the original purchase invoice as well as invoices for all on time services provided. Under all circumstances, the cost of mounting, balancing and any other service charges including applicable taxes, disposal fees are required to be paid by the consumer.

## APPROVED TIRE ROTATION INTERVALS AND PATTERNS

The purpose of regularly rotating tires is to prolong their useful life by achieving more uniform wear for all tires on a vehicle. Before rotating tires, always consult the owner's manual for rotation recommendations for specific vehicles. If no rotation period is specified, tires should be rotated, at minimum, every 6,000 miles or at any sign of uneven wear. The first rotation is the most important. Rotating the tires as recommended by the vehicle or tire manufacturer will help even out the amount of wear on each tire and extend the life of the entire set. Such tires include: "Temporary Use Spares", unidirectional tires and tires with asymmetric tread designs. Also, some vehicles may have different sized tires mounted on the front and rear axles, and these different sized tires have rotation restrictions. Check the owner's manual for the proper rotation recommendations for these special cases. When tires are rotated, the inflation pressures must be adjusted for the tires' new positions in accordance with the actual loads on that wheel position and the vehicle manufacturer's recommendations. Underinflated or overinflated tires may result in poor handling, uneven tread wear, and increased fuel consumption. If the tires show uneven wear, ask the service person to check for and correct any misalignment, imbalance, or other mechanical problem before rotation.

## ADJUSTMENT POLICY

Passenger and Light Truck Tires When the original usable tread is worn 25% (2/32") or less, and a warrantable condition is found, the tire will be replaced with a comparable new IRONHEAD tire free of charge. Replacement tires will be mounted and balanced at the vehicle owner's expense. Other service charges such as tire rotation, alignment or applicable taxes are payable by the customer. When a tire has worn past the above specified period for free replacement and a warrantable condition is found, the customer must pay for the cost of a new comparable IRONHEAD passenger or light truck tire on a prorated basis. The dealer shall determine this cost by multiplying the percentage of usable tread worn by the current retail selling price (Suggested Retail Price x 80%) of that tire at the time of warranty replacement. The cost of mounting, balancing and any other service charges or applicable taxes are payable by the customer.

## MANDATORY TIRE REGISTRATION

For tires purchased in the USA, please register your tires at: [IRONHEADtireusa.com](http://IRONHEADtireusa.com)





**IRONHEADTIREUSA.COM**

Head office: 300 - 1 Kenview Blvd , Brampton, ON, L6T 5E6

Tel: (289) 499-3240 / Toll Free: 1-855-499-3240